



RAINBOW THINKING TEST 1

'Circles' Test


SUITABLE FOR
YEARS
F - 8

STUDENT: _____


CLASS: _____

DATE: _____


**Turn each circle into a different picture by adding details with your pencil.
How many different ideas can you come up with in four minutes? Be creative!**
(You can label or name your drawing if you think it's not very clear.)




1 _____




2 _____




3 _____




4 _____




5 _____




6 _____




7 _____




8 _____




9 _____




10 _____




11 _____




12 _____




13 _____



14 _____




15 _____




16 _____

FOR TEACHER USE ONLY


| Fluency Number of ideas | Flexibility Number of different categories | Originality Number of uncommon or novel ideas | Elaboration Number of intricate ideas | SUB TOTAL |
|-----------------------------------|--|---|---|------------------|
| x1 | x2 | x3 | x4 | |




17 _____




18 _____




19 _____




20 _____




21 _____




22 _____




23 _____




24 _____




25 _____




26 _____




27 _____




28 _____




29 _____



30 _____



31 _____



32 _____

FOR TEACHER USE ONLY

| Fluency Number of ideas | Flexibility Number of different categories | Originality Number of uncommon or novel ideas | Elaboration Number of intricate ideas | SUB TOTAL |
|-----------------------------------|--|---|---|------------------|
| _____ x1 | _____ x2 | _____ x3 | _____ x4 | _____ |
| TOTAL SCORE | | | | _____ |